



Kentucky High School Athletic Association

2280 Executive Drive ° Lexington, KY 40505 ° www.khsaa.org ° (859)299-5472 (859)293-5999 (fax)

MEMORANDUM

To: Superintendent, Principal, and Athletic Director
DuPont Manual High School

From: Brigid L. DeVries, Commissioner
Larry Boucher, Assistant Commissioner *LB*


Date: June 9, 2005

Subject: 2004-2005 Title IX Annual Report Forms Submission

Enclosed please find a copy of Form T-65, the 2004-2005 KHSAA Title IX Annual Report Submission Status Report. In addition, you may find an attachment with corrected copies of the forms submitted by your school personnel. Please review this information so the forms can be completed accurately in the future.

Also, KHSAA Audit Team Members may have requested resubmission of some of the 2004-2005 Annual Report Forms or need additional information on your athletic programs. Please submit this information by the date requested if this is applicable. Copies and all KHSAA Title IX documents must be kept current and included in your permanent Title IX File at the school. All documents are subject to Open Records Requests.

Should you need any further information, please do not hesitate to call anytime.



**KHSAA TITLE IX
ANNUAL REPORT SUBMISSION
STATUS REPORT
2004-2005**

KHSAA
Form T65
Revised 4/05

TO: KHSAA Member School Superintendents, Principals, and Athletic Directors

FROM: Brigid L. DeVries, Commissioner
Larry Boucher, Assistant Commissioner

DATE: June 9, 2005

School	DuPont Manual High School	Reviewed by	Phyllis Catlett
--------	---------------------------	-------------	-----------------

The following is a status report regarding the required 2004 - 2005 Title IX Annual Report submission of forms due into the KHSAA office by April 15, 2005. Appropriate KHSAA Audit Team personnel have reviewed these forms and the following is a summary of this review.

I. Checklist of Forms properly submitted in a satisfactory manner:

✓	GE 19 (Annual Verification)	✓	T-35 (Budget Chart)
✓	T-1 (Summary Program Chart 1)	✓	T-36 (Budget Chart)
✓	T-2 (Summary Program Chart 2)	✓	T-41 (Checklist – Overall Interscholastic Program)
✓	T-3 (Summary Program Chart 3)	✓	T-60 (Corrective Action Plan)
✓	T-4 (Summary Program Chart 4)		

II. Status

A.	✓	2004 – 2005 Forms are satisfactory and no further information or action is necessary at this time.
B.		Errors have been noted with respect to the following forms:
C.		The following forms were omitted and must be submitted by school representatives:
D.	✓	Other Recommendation and Comments: <ul style="list-style-type: none"> ▪ The report appears to be in good order. Thanks for all of your hard work in regards to Title IX. Have a great summer.



**2004-2005 KENTUCKY HIGH SCHOOL ATHLETIC ASSOCIATION
ANNUAL VERIFICATION OF TITLE IX PROCEDURES
(To be submitted by April 15, 2005 along with other required forms)**

APR 18 2005
The Manual High School, Louisville, Kentucky
(Name of High School) (City)

certifies to the Kentucky High School Athletic Association that the following is an accurate and true representation of the facts surrounding compliance with 20 U.S.C. Sections 1681-1688, et. Seq. (also known as Title IX)

I certify the following provisions in accordance with records at the school contained in the permanent Title IX file, and to the best of my knowledge have completed the following tasks (All boxes must be checked).

- Established a gender equity committee at the high school. (list committee personnel and provide attachment if necessary)

Name	Address	Phone	Title
Larry Wooldridge	120 W. Lee St.	485-8489	Manual Athletic Director
Tim Healy	120 W. Lee St.	485-8241	Manual A.P.
Merritt Robinson	3403 Charlane Pky.	266-5360	Manual Field Coach
Otis Ralston	4411 Shasta Tr.	969-5133	Manual Track
Dana Shumate	Van House Center	485-6265	Manual Parent
Lauren Schutte	7403 Cott Dr.	937-8272	Manual Athlete

- Scheduled a minimum of three meetings during the 2004-2005 school year on the following dates:

Jan. 2005

Feb. 2005

March 2005

- Designated the following person(s) as the Title IX coordinator for the school:

Tim Healy	Assistant Principal	120 W. Lee St.	485-8241
Name	Title	Address	Phone

- Designated the following person(s) as the Title IX coordinator for the district:

Cheryl Walker	Director, Compliance & Investigations/VanHouse		485-3341
Name	Title	Address	Phone

- School personnel are continuing to make periodic reviews of the boys' and girls' athletics program reflected in the Corrective Action Plan.

- In addition to the above information, the above referenced school maintains a complete permanent file relative to Title IX records including copies of the self-assessment audit, all corrective action plans, and other related materials.

Beverly Leeper
Principal's Signature

3-31 2005
Date

Stephen Robinson
Superintendent Signature

Joseph Hardsch
School Board Chairpersons' Signature

(Send original copy to KHSAA - Maintain duplicate in Title IX school folder)

2004-2005
ACCOMMODATION OF INTERESTS AND ABILITIES
SUMMARY PROGRAM CHART 1

KHSAA
Form TI
Rev. 10/04

Participation Opportunities Test One

		(Column 1)	(Column 2)	(Column 3)	(Column 4)
	Program	Enrollment	Percentage of Total Enrollment	Number of Interscholastic Participants (double and triple count)	Percentage of Total Participation
Row 1	GIRLS	1022	55%	409	45%
Row 2	BOYS	822	45%	510	55%
Row 3	Totals	1844	100%	919	100%

Instructions:

*Number of 8th grade students & below used in Column 3 and Column 4 calculations if applicable: _____

- 1) Determine the total number of girls enrolled, (place in Row 1, Column 1). Determine the total number of boys enrolled, (place in Row 2, Column 1).
- 2) Add the total number of girls and boys enrolled to determine total enrollment, (place in Row 3, Column 1).
- 3) Calculate the percentage of total enrollment that is female. (Divide Row 1, Column 1 by row 3, Column 1 and place in Row 1, Column 2.) Calculate the percentage of total enrollment that is male. (Divide Row 2, Column 1 by Row 3, Column 1 and place in Row 2, Column 2.) Note: Row 1, Column 2 plus Row 2, Column 2 should total 100%.
- 4) Ask the head coaches to review the most updated eligibility or squad lists for their teams. Ask coaches to confirm the names of those individuals who are on the team as of the first **date of competition**, and cross out the names of those who were cut from the team or quit the team prior to the first competitive event. Determine the total number of interscholastic athletics participants that are girls, (and place in Row 1, Column 3). In order to determine the total number of athletics participants, an individual should be counted each time he or she participates on a team. For example, if Jane Doe competes on the varsity volleyball team, the junior varsity volleyball team, the junior varsity basketball team, and the varsity softball team, she should be counted as four participants (**do not include club or intramural sports participants, cheerleaders, dance teams, or pom squads**). Calculate the same way for boys and girls. * In addition, should 8th grade students and below play on a Freshman, Junior Varsity, or Varsity team, they should also be counted for each team and sport on which they participate. If applicable, please asterisk the above notation as to how many 8th grade students & below are included in the totals. Using the same procedure, determine the total number of interscholastic athletic participants that are boys, (and place in Row 2, Column 3). Add Row 1, Column 3 plus Row 2, Column 3 to get total participants and place in Row 3, Column 3.
- 5) Calculate the percentage of female participation. (Row 1, Column 3 divided by Row 3, Column 3 and place in Row 1, Column 4.) Calculate the percentage of male participation. (Row 2, Column 3 divided by Row 3, Column 3 and place in Row 2, Column 4.) Note: Row 1, Column 4 plus Row 2, Column 4 should total 100%.

Note: While being within three percent is not a formal compliance standard; if the percent listed in Row 1, Column 4 is within 3% of Row 1, Column 2, then it provides a good target within which compliance is likely.

Principal's Signature: *Brenda Keiper* Date: 4/1/05

2004-2005
ACCOMMODATION OF INTERESTS AND ABILITIES
SUMMARY PROGRAM CHART 2

KHSAA
 Form T2
 Rev. 10/04

Participation Opportunities Test Two

		Column 1	Column 2	Column 3	Column 4	Column 5
Program		Number of Teams Currently Offered	Number of Participants	Number of Teams Added in Last Five Years	Number of Participants Added in Last Five Years	Percent of Total Participation By Sex Added in Last 5 Years
GIRLS	Row 1	varsity: 10	239	0	0	
	Row 2	j.v.: 6	111	1	24	
	Row 3	frosh: 4	59	2	70	
	Row 4	total: 20	409	3	94	23%
BOYS	Row 5	varsity: 10	327	1	66	
	Row 6	j.v.: 5	90	0	0	
	Row 7	frosh: 4	93	0	0	
	Row 8	total: 19	510	1	66	13%

- 1) For Column 1, list the number of interscholastic teams offered for girls and boys at each competitive level (varsity, junior varsity, and freshman). For girls, total each of the entries in Rows 1, 2, and 3 into Row 4. For boys, total Rows 5, 6, and 7 into Row 8.
- 2) For Column 2, list the number of participants at each level. For girls, total each of the entries in Rows 1, 2, and 3 into Row 4. For boys, total Rows 5, 6, and 7 into Row 8. **Note:** The totals in Row 4 for girls and in Row 8 for boys must be the same as the totals in Form T-1, Column 3, Rows 1 and 2 respectively.
- 3) For Column 3, list the number of interscholastic teams that have been added in the last five years at each competitive level. Count each team added during the 5 year period only one time. e.g. Girl's junior varsity soccer was added 3 years ago, count the team only once, not 3 times. For girls, total the entries in Rows 1, 2, and 3 into Row 4. For boys, total Rows 5, 6, and 7 into Row 8.
- 4) For Column 4, list the number of participants that are currently on each level of the teams that were added in the last five years. If a team was added previously but no longer exists, there are no current participants to be added for that team. For girls, total the entries in Rows 1, 2, and 3 into Row 4. For boys, total Rows 5, 6, and 7 into Row 8.
- 5) For Column 5, calculate the percentage of participants that have been added in the last five years. For girls, take the number in Column 4, Row 4 and divide by the number in Column 2, Row 4. For boys, take the number in Column 4, Row 8 and divide it by the number in Column 2, Row 8.

Note: If the percentage of current participants added in the last five years is 25% or greater, compliance with test two may be possible. If less than 25%, then compliance with test three should be analyzed. **CAUTION:** 25% is not a formal compliance standard.

Principal's Signature: *Beverly Keiper* Date: 4/1/05

2004-2005
ACCOMMODATION OF INTERESTS AND ABILITIES
SUMMARY PROGRAM CHART 3

Participation Opportunities Test Three

FOR ANY QUESTION ANSWERED "YES" IDENTIFY THE RESPECTIVE SPORT(S).

	GIRLS (Yes / No)		BOYS (Yes / No)
1. For a sport not currently played at the interscholastic level (varsity, junior varsity, or freshman) in your school, is there an intramural team offered for that sport?	NO		NO
2. For a sport <u>not</u> currently offered in your interscholastic athletics program, is there sufficient interest to form a viable interscholastic team based on participation on an intramural team or community recreation teams?	NO		NO
3. For a sport <u>not</u> currently offered, is there sufficient interest, based on your most recent Student Interest Survey, to form a viable interscholastic team based on student responses from the interscholastic survey? If yes, what sport?	YES LaCrosse		YES LaCrosse
4. For a sport currently offered at the varsity level only, is there sufficient interest, based on your most recent Student Interest Survey, to form a viable team for a junior varsity or freshman team that is not currently offered?	NO		NO
5. For a sport currently offered at the junior varsity or freshman level is there sufficient interest, based on your most recent Student Interest Survey, to form a varsity team not currently offered?	NO		NO
6. If you answered YES to question (1), (2), (3), (4), or (5), are there enough high schools in your geographic area offering the sport (at the appropriate level) to allow for the development of a reasonable schedule of competition?	YES		YES

Principal's Signature:  Date: 4/1/05

2004-2005
ACCOMODATION OF INTERESTS AND ABILITIES
SUMMARY PROGRAM CHART 4

Levels of Competition Test One

		Column 1	Column 2	Column 3
Girls	Team Levels	Number of Teams Currently Offered	Number of Participants	Percentage of Participants at Each Level
Row 1	varsity:	10	239	58.5%
Row 2	j.v.:	6	111	27
Row 3	frosh:	4	59	14.5%
Row 4	total:		409 469	100%
Boys				
Row 5	varsity:	10	327	64
Row 6	j.v.:	5	90	18
Row 7	frosh:	4	93	18
Row 8	total:		510	100%

- 1) Column 1, list the number of interscholastic teams offered for girls and boys at each competitive level; varsity, junior varsity, and freshman. (Refer to Form T-2, Accommodation of Interests and Abilities, Summary Program Chart 2, Column 1.)
- 2) For Column 2, list the number of participants at each level. For girls, total the entries in Rows 1, 2, and 3 into Row 4. For boys, total the entries in Rows 5, 6, and 7 into Row 8. (Refer to Form T-2, Accommodation of Interests and Abilities, Summary Program Chart 2, Column 2.)
- 3) For Column 3, calculate the percentage of female and male participants at each level.
For girls' varsity, junior varsity, and frosh, respectively:
 - Divide Column 2, Row 1 by Column 2, Row 4, and place the percentage in Column 3, Row 1.
 - Divide Column 2, Row 2 by Column 2, Row 4, and place the percentage in Column 3, Row 2.
 - Divide Column 2, Row 3 by Column 2, Row 4, and place the percentage in Column 3, Row 3.
 -
 For boys' varsity, junior varsity, and frosh, respectively:
 - Divide Column 2, Row 5 by Column 2, Row 8, and place the percentage in Column 3, Row 5.
 - Divide Column 2, Row 6 by Column 2, Row 8, and place the percentage in Column 3, Row 6.
 - Divide Column 2, Row 7 by Column 2, Row 8, and place the percentage in Column 3, Row 7.


Principal's Signature: _____

Date: _____

**2004-2005
BUDGETED AND ACTUAL EXPENDITURES - PROGRAM COMPARISON CHART
TO INCLUDE BOOSTER CLUB FUNDING**

	equipment and supplies	Travel	awards	coaches' salaries (to include supplemental and extended employment) <small>See Attached Sheet</small>	facilities improvements	publications (if sport-specific)
	Expenditures	Expenditures	Expenditures	Expenditures	Expenditures	Expenditures
G basketball	20,012		200			1,000
B basketball	12,885		200			1,000
G softball	24,843		200		5,000	
B baseball	42,827		200		3,132	
G cross country	3,053		50			
B cross country	3,053		50			
G golf	246		50			
B golf	330		50			
G soccer	17,732		200			
B soccer	24,558		200			
G swimming	8,194		100			
B swimming	8,194		100			

1. Total expenditures on T-35 and T-36 on the 2004-2005 year report due by April 15, 2005, should reflect the total monies spent (rounded off to nearest hundred) for the entire year of 2003-2004 ending June 30, 2004.
 2. Booster Club Funding/Contributions must be included in the expenditures total.

Principal's Signature:  Date: 7/1/05

**2004-2005
BUDGETED AND ACTUAL EXPENDITURES - PROGRAM COMPARISON CHART 2
TO INCLUDE BOOSTER CLUB FUNDING**

Teams	equipment and supplies	travel	awards	coaches' salaries (to include supplemental and extended employment)	facilities improvements	publications (if sport-specific)
	Expenditures	Expenditures	Expenditures	Expenditures	Expenditures	Expenditures
G track	2,203		100			
B track	2,203		100			
G tennis	1,947		50			
B tennis	1,384		50			
G volleyball	1,880		100			
B wrestling	7,357		100			
G Field Hockey	67,750		250		7,553	
B (football)	89,708		250		2,259	2,000
G (list sport)						
B (list sport)						

- Total expenditures on T-35 and T-36 on the 2004-2005 year report due by April 15, 2005, should reflect the total monies spent (rounded off to nearest hundred) for the entire year of 2003-2004 ending June 30, 2004.
- Booster Club Funding/Contributions must be included in the expenditures total.
- Indicate percentage of total expenditures for each gender: Total Expenditures \$ 340,359 % for boys 57 % for girls 43

Principal's Signature: *Quincy Ferguson* Date: 4/1/05

DuPont Manual High School

120 West Lee Street
Louisville, Kentucky 40208
(502) 485-8241
Fax: (502) 485-8035

DATE: 4/1/05
FROM: Larry A. Wooldridge, AD
RE: Budgeted and Actual Expenditures

TRAVEL: All requested in county athletic travel is paid by the athletic department. 2003-04 travel expenses totaled \$8351.00. All out of county travel is provided by individual parents transporting their own children.

COACHES SALRIES:

All salaries are determined and paid by JCPS. See attached salary schedule. "School Paid" coaches salaries are paid by Booster clubs to Manual High School, deposited, and a school check is sent to the Treasurer of JCPS who then processes the coaches' salary check.

FACILITIES IMPROVEMENT:

Manual Stadium with the lighted Stadium Field is used by the football, boy's soccer, and girl's soccer teams.

EXTRA SERVICE PAY SCHEDULE 2004-05

ATHLETIC AND RELATED ACTIVITIES IN SENIOR HIGH SCHOOLS

TITLE		STEP 0	STEP 1	STEP 2	STEP 3	STEP 4
Athletic Director		4004	4630	5256	5882	6507
Head Football		3337	3859	4380	4901	5423
Head Basketball (1)		3337	3859	4380	4901	5423
Asst. Football		2002	2315	2628	2941	3254
JV Basketball (1)		2002	2315	2628	2941	3254
Track (1)		2002	2315	2628	2941	3254
Baseball		2002	2315	2628	2941	3254
Softball		2002	2315	2628	2941	3254
Wrestling		2002	2315	2628	2941	3254
Volleyball		2002	2315	2628	2941	3254
Cheerleaders		2002	2315	2628	2941	3254
JROTC Rifle Team		2002	2315	2628	2941	3254
Sch Tech Coordinator		2002	2315	2628	2941	3254
Drill Corps		1669	1932	2190	2451	2711
Cross Country (1)		1669	1932	2190	2451	2711
Field Hockey		1669	1932	2190	2451	2711
Soccer (1)		1669	1932	2190	2451	2711
Tennis (1)		1669	1932	2190	2451	2711
JV Volleyball		1335	1543	1752	1961	2169
Golf (1)		1335	1543	1752	1961	2169
Swimming		1335	1543	1752	1961	2169
Chess Sponsor		1335	1543	1752	1961	2169
ROTC Drill Team		1335	1543	1752	1961	2169
Asst. Wrestling (2)	26	1335	1543	1752	1961	2169
Asst. Field Hockey (2)	JV SCH	1335	1543	1752	1961	2169
Asst. Track (1)(2)	32	1001	1158	1314	1470	1627
Asst. Soccer (1)(2)	JV SCH	1001	1158	1314	1470	1627
Freshman Basketball (1)		1001	1158	1314	1470	1627
Freshman Football		1001	1158	1314	1470	1627

ASSISTANT ATHLETIC DIRECTOR'S (GAME MANAGERS)

TITLE		STEP 0	STEP 1	STEP 2	STEP 3	STEP 4
Assistant Athletic Director		1700	2000	2300	2600	3000

Schools will be required to pay the listed Board approved scale. However, step progression is not mandatory.

SCHOOL FUNDED SPORT/SUPPORT POSITIONS

TITLE		STEP 0	STEP 1	STEP 2	STEP 3	STEP 4
SCHOOL FUNDED SPORT/SUPPORT		200	500	800	1100	1400

Schools will be required to pay the listed Board approved scale. However, step progression is not mandatory.

OTHER ACTIVITIES IN SENIOR HIGH SCHOOLS AND *YPAS

Title	STEP 0	STEP 1	STEP 2	STEP 3	STEP 4
Band Director	3003	3473	3942	4411	4880
Academic Competition Coordinator	2002	2315	2628	2941	3254
Asst Band Director (3)	1335	1543	1752	1961	2169
*Choral Director	1335	1543	1752	1961	2169
Newspaper Sponsor	1335	1543	1752	1961	2169
Yearbook Sponsor	1335	1543	1752	1961	2169
*Drama Sponsor	1335	1543	1752	1961	2169
Speech and Debate	1335	1543	1752	1961	2169
*Instrumental Band Dir	1335	1543	1752	1961	2169
*Instrumental Strings Dir	1335	1543	1752	1961	2169
Orchestra (Concert) Dir	1335	1543	1752	1961	2169
Quick Recall Sponsor	1335	1543	1752	1961	2169
**JV Quick Recall Sponsor	500				
**Future Problem Solving Sponsor	318				

Band Director: Out of County Band Camp \$80.00 per day, Maximum 7 days

ATHLETIC AND RELATED ACTIVITIES IN MIDDLE SCHOOLS

TITLE	STEP 0	STEP 1	STEP 2	STEP 3	STEP 4
School Tech Coordinator	1669	1932	2190	2451	2711
Basketball (1)	1001	1158	1314	1470	1627
Academic Competition Coordinator	1001	1158	1314	1470	1627
Cheerleaders	667	772	876	980	1085
Drill Corps	334	386	438	490	542
Quick Recall	334	386	438	490	542
Future Problem Solving	334	386	438	490	542
Activities Sponsor	334	386	438	490	542

ACTIVITIES IN ELEMENTARY SCHOOLS

TITLE	STEP 0	STEP 1	STEP 2	STEP 3	STEP 4
School Tech Coordinator	1335	1543	1752	1961	2169

(1) Increment times 1.5 is paid to a person who coaches both teams.

(2) Increment is for teams which meet approved participation levels.

(3) Increment is for 100 or more members of marching band.

** Paid by the Academic Competition Department and not subject to step increases.

2004-2005 KHSAA TITLE IX ATHLETICS AUDIT

KHSAA
Form T41
Rev. 10/04

Checklist - Overall Interscholastic Athletics Program


DIRECTIONS:

For the Areas of Compliance (Opportunities and Benefits) listed on the left hand side of the page, place a checkmark under the appropriate column identifying whether your school provided an advantage to the Girls' Program, or to the Boys' Program or to Neither Program.

Areas of Compliance:	ADVANTAGE TO:		
	GIRLS' PROGRAM	BOYS' PROGRAM	NEITHER PROGRAM
OPPORTUNITIES			
Accommodation of Interest and Abilities			X
BENEFITS			
Equipment and Supplies			X
Scheduling of Games and Practice Time			X
Travel and Per Diem Allowances			X
Coaching			X
Locker Rooms, Practice and Competitive Facilities		X—Locker Room Facilities	
Medical and Training Facilities and Services			X
Publicity			X
Support Services			X
Athletic Scholarships	N/A	N/A	N/A
Tutoring			X
Housing and Dining Facilities and Services	N/A	N/A	N/A
Recruitment of Student Athletes			X

Principal's Signature: _____

Date: _____


 Date: 4/1/05

SCHOOL NAME
MANUAL

2004-2005
TITLE IX

CORRECTIVE ACTION PLAN

DIRECTIONS:

1. For Column 1, indicate the intended area which needs corrective action in order to achieve gender equity. For Column 2, write the suggested change or activities that will correct the area in need of alteration. For Column 3, include the estimated completion date for the changes or activities.
2. It is possible to attain compliance with Title IX and no longer need "corrective" action. However, the KHSAA strongly encourages compliant schools to identify items for improvement (Column 1), activities to accomplish the improvement (Column 2) and a timetable for completion (Column 3) that will strengthen the athletic program.
3. You may copy this form as needed. Please attach corrective action plans along with audit forms and submit by April 15, 2005.

COLUMN 1	COLUMN 2	COLUMN 3
ITEM FOR CORRECTION/ IMPROVEMENT	SUGGESTED CHANGE/ ACTIVITIES	TIME TABLE FOR CORRECTIVE ACTION/ COMPLETION
Lack of locker room/restroom facilities for Field Hockey program.	JCPS and the F.H. Booster Club will remodel existing space at Meyers Hall adjacent to F.H. field.	Will begin project 2005-06 school year.
Lack of concession/storage building for Field Hockey program.	Booster Club will build and finance entire project. JCPS has approved the plans.	Project will begin school year 2005-06.
Lack of power to Field Hockey scoreboard.	Athletic department will join Booster Club in financing power to the scoreboard.	Project will begin school year 2005-06

Principal's Signature: *Brucey Peoples* Date: *4/1/05*

DATE: 4/1/05
FROM: Larry A. Wooldridge, AD
RE: Status Report on 2003-04 Corrective Action Plan

1. Renovation of Meyer's Hall for a Field Hockey locker room/ restroom facility has been postponed until completion of Field Hockey concession/storage building. Renovation should begin school year 2005-06. Blueprints, and approval by JCPS for project have been completed.
2. Field Hockey concession/storage building project hopefully underway summer 2005.
3. Water line to Softball field still in JCPS planning stages.
4. Softball visitors dugout completed Spring 2004.
5. Manual fielded a freshmen level girls volleyball team, as well as, a soccer team during the 2004-05 season.



TITLE IX
FIVE-YEAR ACCOMPLISHMENTS
1999-2004

KHSAA
 Form T68
 Rev. 9/03

At the end of this school year, as we complete the 5-year KHSAA Title IX Compliance Project, the KHSAA will provide the Kentucky Department of Education a status report of accomplishments. Please review your school's progress since 1999-2000 and itemize those accomplishments which you feel you have made in your efforts to provide greater gender equity in athletics at your school.

(For example: Softball field lights (or other improvements), specific amounts of "prime time" playing opportunity adjustments, cheerleading balance, equitable equipment replacement schedules, equitable pay for coaches, equitable opportunities for facilities use, establishment of additional sports, establishment of more teams at various levels, equalizing number of contests per season, etc., etc.)

<p style="text-align: center;">Opportunities (Example: Sports or Levels of Teams Added for Girls)</p>	<ul style="list-style-type: none"> - Manual offers every varsity level girl's sport sanctioned by the KHSAA, including JCPS sanctioned Field Hockey. This season we have also added freshmen level girl's soccer, as well as volleyball.
<p style="text-align: center;">Equipment and Supplies (Example: New Equipment – batting cages, soccer goals, uniforms, balls, bats, etc.)</p>	<ul style="list-style-type: none"> - Boy and girls programs enjoy equal access to new equipment, uniforms, etc.
<p style="text-align: center;">Scheduling of Games and Practice Times (Example: 50/50 scheduling ratio of boys' games to girls'. Additional weekend "prime time" opportunities)</p>	<ul style="list-style-type: none"> - "Prime Time" opportunities exist for all programs at Manual High School - Basketball programs share use of "new" and "old" gym facilities.

<p>Travel and Per-Diem (Example: Spring Break Trip for Softball, Upgrade of meals or meal opportunities)</p>	<ul style="list-style-type: none"> - Softball program participated in the prestigious Wendy's classic in Ohio in 2000 and 2002. They also traveled to Mumfordsboro , Tenn. spring 2005 for a showcase softball event. - Per-diem and travel expenses are the same for all boy and girl programs.
<p>Coaching (Example: Hiring of additional coaches, paying equitable salaries)</p>	<ul style="list-style-type: none"> - Coaches hiring per sport and salaries are determined by JCPS.
<p>Locker Rooms, Practice and Competitive Facilities (Example: New or Renovated Facilities)</p>	<ul style="list-style-type: none"> - 1999 Softball Batting Cage - 2001 New Field Hockey Field. - 2001 Twenty-five new full sized lockers installed in girl's PE locker room for Volleyball and softball teams. - 2002 New Locker room facilities for Volleyball. - 2003 New softball press box/concessions building and dugout for home team completed. - 2005 New Softball visitors dugout completed.
<p>Medical and Training Services (Example: Additional or equitable sports coverage by medical support personnel, access to weight room)</p>	<ul style="list-style-type: none"> - All Manual athletes are provided medical support through a contract with Jewish Hospital/Frazier Rehab Institute. - All athletes have equable use of weigh room facility.
<p>Publicity (Example: New or improved promotional opportunities at sporting events: 1. Dance/Pep/Cheerleaders 2. Posters 3. Radio/Television)</p>	<ul style="list-style-type: none"> - Electronic messaging center announces both male and female athletic events. - Dance and Cheer squads cheer an equal number of boy and girl contests.
<p>Support Services (Example: Additional funding for girls' sports)</p>	<ul style="list-style-type: none"> - Each program has a booster club, which provides additional funding for each sport.

Other Title IX Advancements	<ul style="list-style-type: none">- Manual High school offers every varsity level girl's sport sanctioned by the KHSAA, including JCPS sanctioned Field Hockey.- Manual also added freshmen girls' soccer and volleyball during the 2004-05 school year.
------------------------------------	---

Principal's
Signature:

Doreen A. [Signature] Date: 4/1/05